

The Five Puzzle Pieces of Illegal Immigration & How to Put Them Together to See the Truth

1. Why Municipalities are Out of Control - New 3D View of 2016 Election Blue vs. Red Counties +
2. Why the Electoral College is Saving Rural America - Tom DeWeese on Why We Need Electoral College +
3. Proof Municipalities have Become Megalomaniacs - A Study of States vs. Municipal Corporations +
4. Why Demographics is the Poison & Elixir - The Truth About America Demographic Survival +
5. Reason Why Municipalities are Intentionally Undermining America

And The Answer Is.....

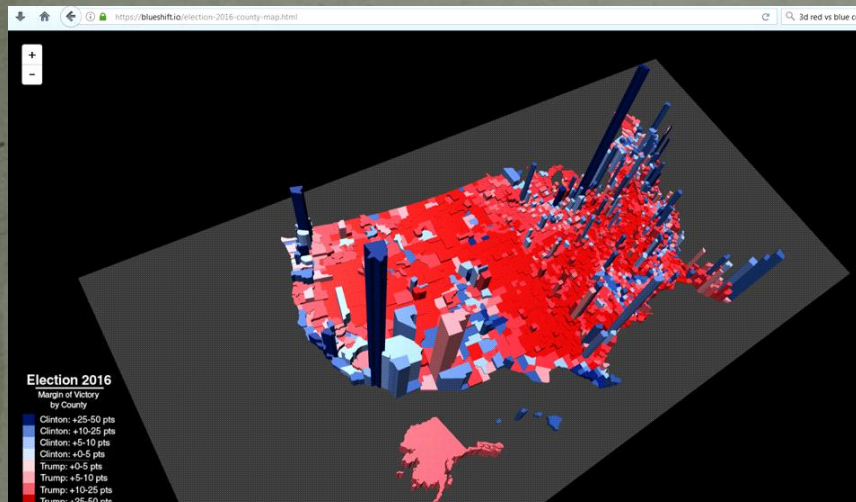
#1. Wall Up The Borders Tight AND

#2. Stop ALL Fed, State & Municipal Funding By Private Property & Wage Theft

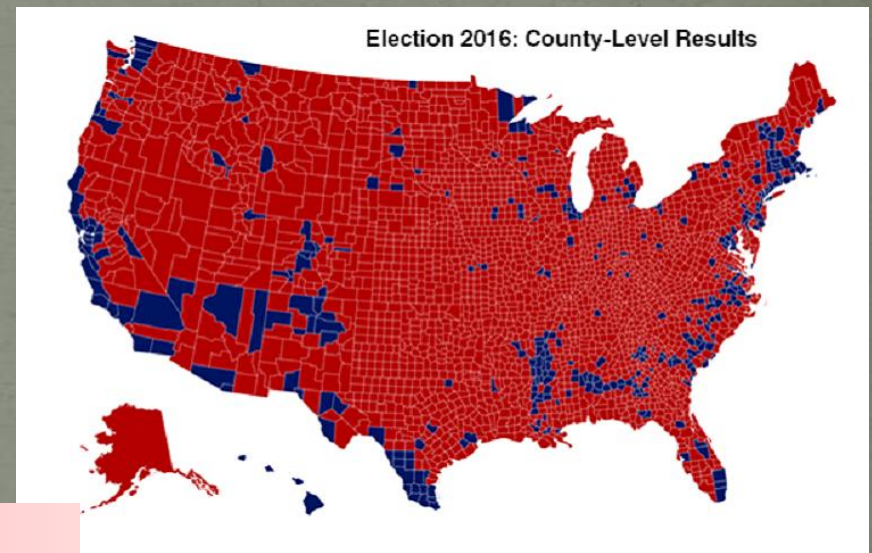


Puzzle Piece #1 = Giant Urban Voting Blocks Driving America Into Socialism

New 3D View



Old 2D View



Click this link to play above 3D View of the 2016 election - <http://metrocosm.com/election-2016-map-3d/>

1. Other supporting research re. rural cleansing and the march of the Mega Muni's
 - <http://www.freedomforallseasons.org/FreedomFromRuralCleansing.htm>
 - <http://www.freedomforallseasons.org/FreedomFromKingCountyTheGreatImposter.asp>

Puzzle Piece #2 = Importance of Electoral College

Listen Now

ALEX JONES' **PRISON PLANET**

Home Alex Jones Radio Show Archives Special Reports Links Social Store Top Stories Breaking News

Featured Stories World News Commentary Money Watch Multimedia Prison Planet U.S. News Science And Tech

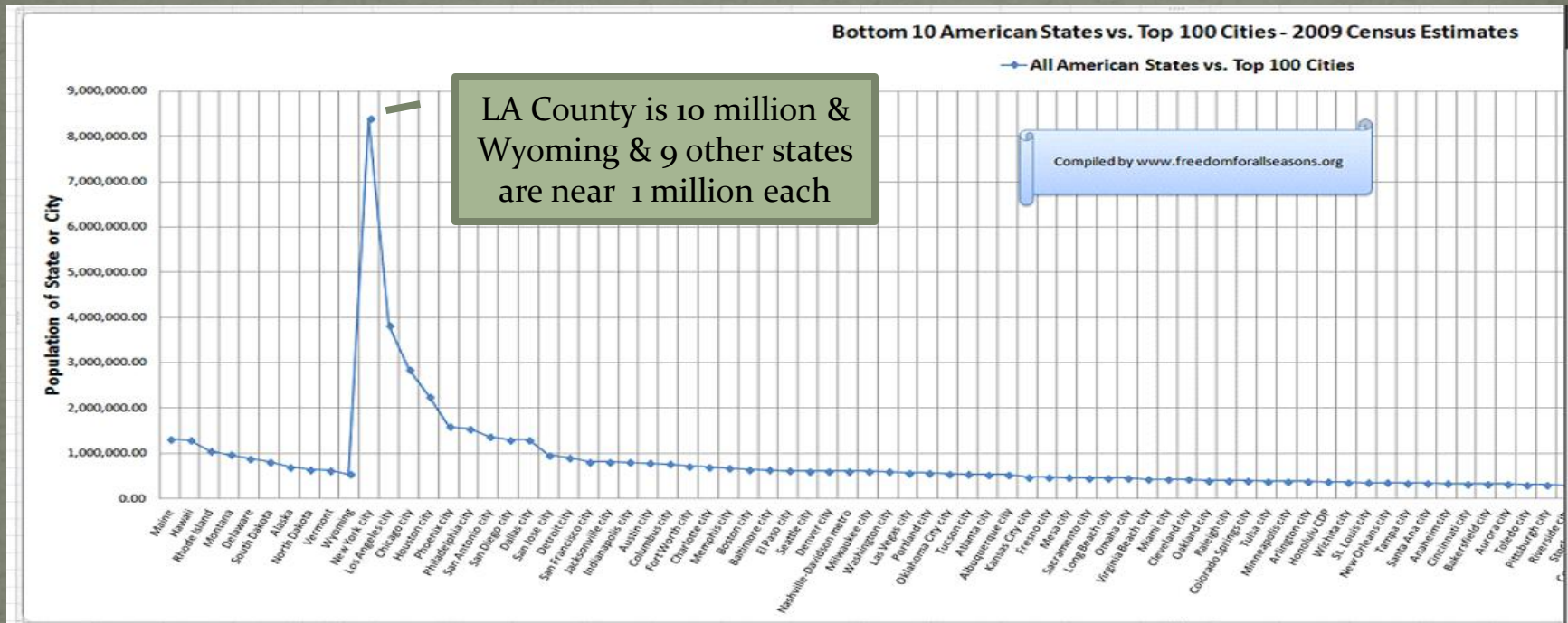


The Reality Of It: "Immigration Can NEVER Be An Effective Way To Deal With The Suffering People Of The World" (Video Presentation)

- Read this great report by Tom DeWeese regarding the importance of the electoral college.

<http://deweese.com/2016/11/25/the-anti-trump-riots-are-a-smoke-screen-the-real-goal-eliminate-the-electoral-college/>

Puzzle Piece #3 = Increasing Population of Municipalities are Larger Than Many American States Usurping National Unity



- Check out this Excel study by FreedomForAllSeasons showing the stark growing contrast of states versus top city and county municipalities.
 - Go directly to the Excel data and charts by clicking here - [Excel Spread Sheet of Data & Graphs Comparing States, Counties & Cities](http://www.freedomforallseasons.org/ExcelSpreadSheetofData&GraphsComparingStates,Counties&Cities)
 - More background here re. why municipalities are out of control - <http://www.freedomforallseasons.org/FreedomFromMunicipalCorporations.html>

Puzzle Piece #4 = The Truth About America Demographic Survival



Must watch these two riveting presentations on YouTube by Stefan Molyneux, an ex software entrepreneur.

1) The Truth about America Survival – Demographics and the 2016 Election. (1 hour)

- <https://www.youtube.com/watch?v=GNFOCF3vIQ>
- Stream this on your wide screen if you have that option, much easier to watch.

2) The Death of Nations: Globalism, Immigration and Migrant Crisis.

- Do not be put off by the long conversation leading into this re. a Mother with dual citizenship family (USA & Swedish) with one daughter going to school in London. She is driven to research the migrant crisis in both London and Sweden. This is the set up to what he will talk about. Drag the red button beyond the caller otherwise.
- <https://www.youtube.com/watch?v=AZN7Jv-3uvk> (1 hour 20 minutes)

Puzzle Piece #5 = End Sanctuary Cities

Sanctuary Cities Continue to Obstruct Enforcement, Threaten Public Safety

By Bryan Griffith, Jessica Vaughan January 2016

Report: [How to End Sanctuary Cities](#)

[View More Immigration Maps](#)

Map Updated: December 14, 2016



**Sanctuary Cities
Supported by \$27
Billion in Federal Tax
Taking and Debt**

- 1) [How to End Sanctuary Cities](#)
- 2) [Sanctuary Cities About](#)
- 3) [Sanctuary Cities Release Thousands of Violent Criminals](#)

Answer #1 = Finish Walling Up The Borders

1. <http://fortune.com/2017/01/26/photo-gallery-us-mexico-border-wall-trump/>

2. [Fox News In Pictures the US Mexican Border As It Stands Now](#)



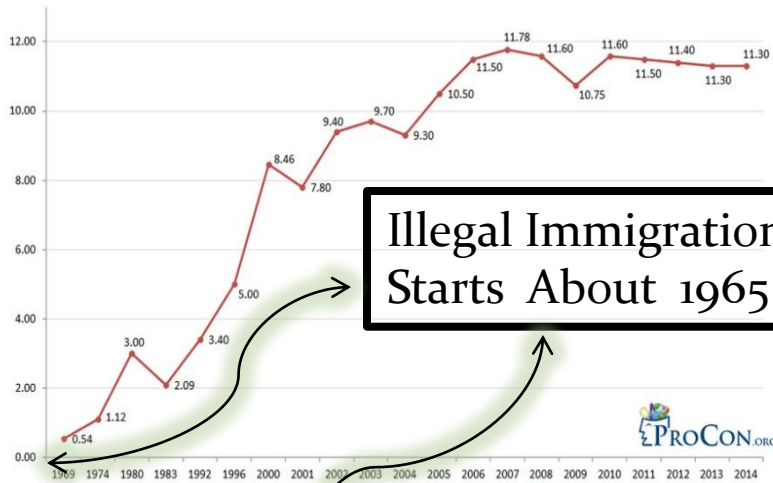
Answer #2 = Stop Funding Government by Theft of Private Property and Wages - Watch the Muni Sharks Return from Tyranny to Balance



- 1) [The Destiny of Cities](#) – How big is too big and the rise and fall of the world’s great cities and how it happens, great 5 page read
- 2) [The Curley Effect](#) – How big cities politically persecute others to get the vote their way.
- 3) Municipal corporations are out of control and out of their infrastructure sandbox. Very few American sovereign Citizens understand how they have been conned by the Global-Fed-State-Muni cartel.
- 4) In a true and honest free Republic the sovereign Citizen voluntary pay for the services he or she chooses and is not forced to pay for services not needed or wanted.
- 5) Government & non government organizations have transformed the rightful voluntary nature of an infrastructure of sewer, water, power, communications into a racketeering empire where few see the difference, i.e. blinded allegiance.
- 6) Here is how to do it - [Link Here](#)

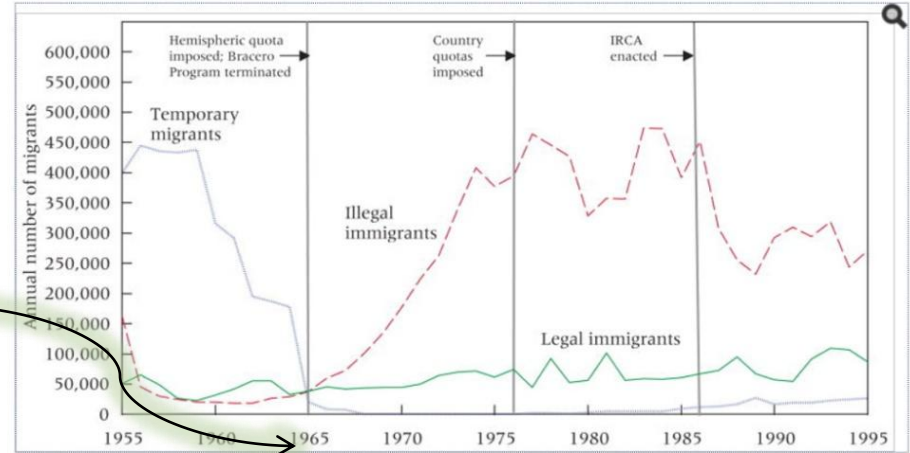
Supporting Data 1 - Stop Illegal Immigration Coming Through Open Borders Policy – Legal Immigration OK, **Illegal Not OK**

I. Graph of Population Estimates of Immigrants in the Country Illegally in Millions



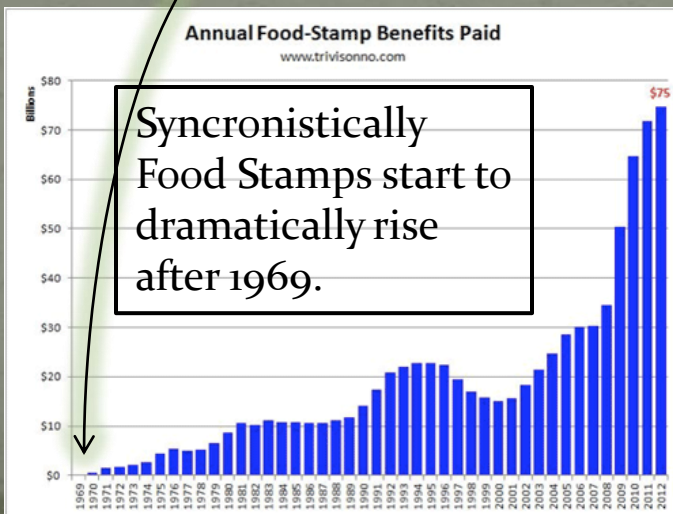
Illegal Immigration Starts About 1965

FIGURE 1

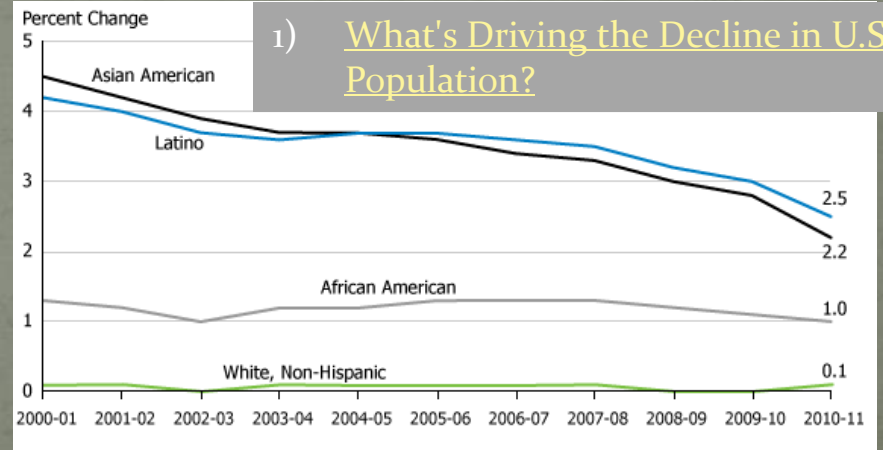


Mexican immigration to the United States in three categories, 1955–95

SOURCE: US Department of Homeland Security (2012). See text and Table A1.



Synchronistically Food Stamps start to dramatically rise after 1969.



1) What's Driving the Decline in U.S. Population?

Supporting Data 2 – Stop Illegal Alien Crime Rate

1.2 Million Criminal Illegal Aliens At Large in America

Table 2: Estimated Number and Percent of Criminal Alien Arrest Offenses by Type of Offense

Arrest offense	Number	Percent
Immigration ^a	529,859	18
Drugs	504,043	17
Traffic violations	404,788	14
Obstruction of justice	252,899	9
Assault	213,047	7
Larceny/theft	125,322	4
Fraud, forgery, and counterfeiting	120,810	4
Burglary	115,045	4
Weapons violations	94,492	3
Motor vehicle theft	81,710	3
Sex offenses	69,929	2
Disorderly conduct	52,384	2
Stolen property	49,126	2
Property damage	42,609	1
Robbery	42,609	1
Homicide	25,064	1
Kidnapping	14,788	1
Arson	2,005	<1
Other	151,138	5
Total	2,891,668	100^b

Source: GAO analysis of FBI IAFIS data.

Note: For information on the margin of error, see app. 1.

^aOffenses included in our immigration category included both criminal offenses (63,914) and civil immigration violations—those that lead to removal proceedings (305,784). For 160,161 immigration offenses, we were unable to distinguish whether the offense was criminal or civil. See app. 1 for information on the margin of error.

^bPercentages may not add to 100 due to rounding.

“But the GAO’s numbers *do* support that perception. Namely that illegal’s’ and non-citizens make up 3% and 8% of the population, respectively, but commit at least 22% to 37% of the murders. Illegal’s’ likely commit murder at about 10 times the rate of all U.S. inhabitants.” Link below

[http://www.americanthinker.com/articles/2015/07/illegal aliens murder at a much higher rate than us citizens do.html](http://www.americanthinker.com/articles/2015/07/illegal%20aliens%20murder%20at%20a%20much%20higher%20rate%20than%20us%20citizens%20do.html)

Supporting Data 3 – Stop Increasing Immigration & We Will Slow Down Welfare, Increase our jobs, lower crime and return America to Its Traditional Values

Value of Major Welfare Programs in Pre-Tax Wage Equivalent Dollars, 2013

